

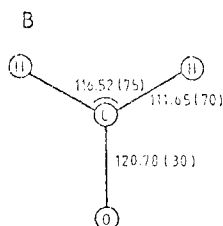
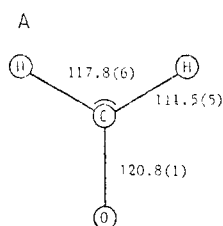
Microwave Spectrum and Unusual Geometry of Propadienone (Methylene Ketene) [*J. Am. Chem. Soc.* **1981**, *103*, 5711]. RONALD D. BROWN,* PETER D. GODFREY, ROBERT CHAMPION, and DONALD MCNAUGHTON.

Page 5711: The second sentence of the abstract should read: The heavy chain of atoms is found to be bent at the middle carbon by approximately 30° from the linear configuration.

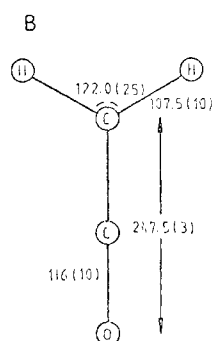
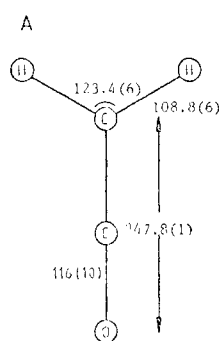
Page 5715: The fifth paragraph in the first column should read—The fixing of the C=C=O angle at 180° is somewhat arbitrary. Varying the angle by up to 20° in the cis direction and by up to 30° in the trans direction does not significantly alter the variance of the fit according to Fishers F test. However, if the angle is varied from linearity by more than 15° in either direction then the resultant least-squares fits yield geometries such that the two C-H bond lengths differ by more than 2 pm and the methylene tilt angle becomes abnormally large. We therefore have no reason to conclude from the present experimental data that the C=C=O angle is not 180°. This uncertainty could be resolved by analysis of the spectrum for the remaining ¹³C isotopic species, but this presents considerable experimental problems.

Figure 1 should be replaced by the following:

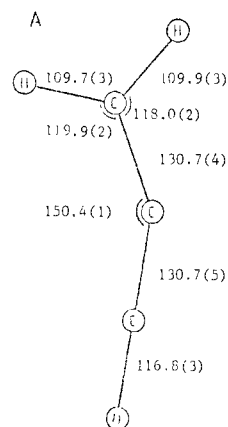
Formaldehyde



Ketene



Propadienone



These corrections are the result of discovering an error in the computer program used to perform the least-squares fitting of molecular geometry to rotational constants. It was discovered through discussion of our results with Drs. Radom and Farnell

of the Research School of Chemistry, Australian National University. We are grateful to these workers for making their unpublished results available to us and so stimulating the error discovery.

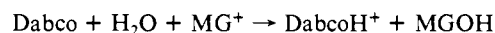
Synthesis and Structure of Bis(2,4,6-tri-*tert*-butylphenyl)diphosphene: Isolation of a True "Phosphobenzene" [*J. Am. Chem. Soc.* **1981**, *103*, 4587]. MASAOKI YOSHIFUJI,* ICHIRO SHIMA, NAOKI INAMOTO,* KEN HIROTSU, and TAIICHI HIGUCHI.

Page 4588, right column, line 14: ³¹P NMR chemical shift of the compound **1** should read—³¹P NMR (C₆D₆) δ +492.4 (from external 85% H₃PO₄);¹² etc.

The Effect of Pressure on the Rate of Alkaline Fading of Malachite Green. A Reinvestigation [*J. Am. Chem. Soc.* **1982**, *104*, 3153]. W. J. LE NOBLE,* ELZBIETA GEBICKA, and SUSHIL SRIVASTAVA.

Pages 3153 and 3155: The number +15 in the Abstract and in Figure 5 should be replaced by +30.

Page 3155: The first three sentences of the paragraph beginning with "Applying" should be replaced by—In our buffered medium the net base-promoted reaction is:



Thus, $\Delta V_{\text{OH}^-}^* = (\Delta V_{\text{OH}^-}^*)_{\text{app}} - \Delta V_1 \approx +30 \text{ cm}^3/\text{mol}$.

The conclusions of the paper are not affected. We are indebted to Dr. S. D. Hamann for pointing out that the buffer correction had not been properly made.

Synthesis of Saccharides and Related Polyhydroxylated Natural Products. 3. Efficient Conversion of 2,3-*erythro*-Aldoses to 2,3-*threo*-Aldoses [*J. Am. Chem. Soc.* **1982**, *104*, 3515]. ALBERT W. M. LEE, VICTOR S. MARTIN, SATORU MASAMUNE,* K. BARRY SHARPLESS,* and FREDERICK J. WALKER.

Page 3516, right column, line 4 and footnote 9: The words "enantiofacial" and "enantioface-selective" should be replaced by "diastereofacial" and "diastereoface-selective", respectively.

Direct Observation of a Hydrocarbon Singlet 1,3-Biradical by Picosecond Fluorescence Spectroscopy [*J. Am. Chem. Soc.* **1982**, *104*, 3764]. DAVID F. KELLEY, P. M. RENTZEPIS,* MARK R. MAZUR, and JEROME A. BERSON.*

Page 3766. The following paragraph should appear at the end of the paper.

Acknowledgment. We thank Mr. Stephen Milton for assistance with the experimental apparatus and data. We thank the Humphrey Chemical Co. for a graduate fellowship and the National Science Foundation (CHE-8011399) for support of this research.

Reduction of CH₃NC and CH₃CN by the Reduced Species of [Fe₄S₄(SPh)₄]²⁻ and [Mo₂Fe₂S₈(SPh)₉]³⁻: Model Reactions to Nitrogenase [*J. Am. Chem. Soc.* **1982**, *104*, 4258]. KOJI TANAKA, YASHINOBU IMASAKA, MASAHIRO TANAKA, MAKOTO HONJO, and TOSHIO TANAKA.*

Page 4259: Footnote 19 should properly read—Schwartz, A.; van Tamelen, E. E. *J. Am. Chem. Soc.* **1977**, *99*, 3189.

Carbon-Phosphorus Heterocycles. Synthesis, Separation, and Resolution of Stereoisomers of 1,1'-(1,2-Ethanediy)bis(1,2,3,4-tetrahydro-4,4-dimethyl-1-phenylphospholinium) Diperchlorate. The Use of ³¹P NMR Analysis To Monitor the Resolution [*J. Am. Chem. Soc.* **1982**, *104*, 3114-3119]. NARAYANASAMY GURUSAMY and K. DARRELL BERLIN.*

Page 3116, Table I: The right column should read as follows:

(±)-7
(±)-8
meso-7
meso-8